

Lab Oven Overview

SINCE 1889




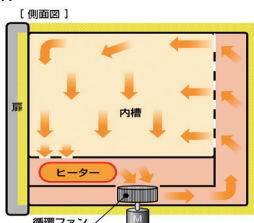
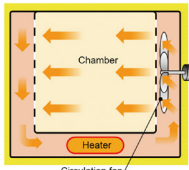
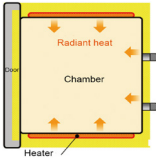
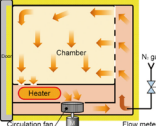
Contact Our Experts To Help You Choose The Right Oven For Your Needs

323-770-0634 800-574-2748

sales@LRE.com

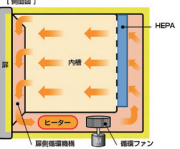
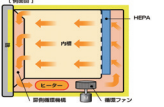
Web Site: LRE.com



	Series	Model No.	Operating Temperature Range							Internal Capacity (L)	Program	Characteristics
			0	100	200	300	400	500	600			
Natural Convection	DX	302C/312C	RT+5~300°C							28	--	<ul style="list-style-type: none"> Economical High temperature Do not use fans. Heat rises by natural air convection for a slower heat flow 
		402C/412C								74	--	
		602C/612C	RT+5~280°C							153	--	
	DVS	402C/412C	RT+5~260°C							99	Yes	
		602C/612C								162	Yes	
	DR	200	300~700°C							13.75	Yes	
	DG	400C/410C								92	--	
		440C/450C	RT+5~70°C							92	--	
800C/810C									445	--		
840C/850C*									445	--		
Forced Convection	DKM	300C/310C								27	--	<ul style="list-style-type: none"> High level of air circulation, accuracy and uniformity Use fan motors for vertical air circulation providing a more uniform heat flow Built-in exhaust port Calibration offset function 
		400C/410C	RT+10~260°C							90	--	
		600C/610C								150	--	
	DKN	302C/312C	RT+10~260°C							27	Yes	
		402C/412C								90	Yes	
		602C/612C								150	Yes	
		812C								300	Yes	
	DNE	912C	RT+10~210°C							535	Yes	
		401/411	RT+20~210°C							90	Yes	
		601/611								150	Yes	
		811	RT+15~210°C							300	Yes	
	DNF	911								540	Yes	
		301	RT+15~260°C							27	Yes	
		401/411	(Wind velocity: 1~10)							90	Yes	
		601/611								150	Yes	
Fine	DF	811								300	Yes	<ul style="list-style-type: none"> Rapid & high volume of airflow Use forced convection for a horizontal air flow as opposed to vertical Very high uniformity, accuracy and performance Quick exhaust and cooling 
		412	RT+15~260°C							91	Yes	
		612								216	Yes	
		832	RT+15~200°C							512	Yes	
	DH	1032								1000	Yes	
		412	RT+15~360°C							91	Yes	
		612								216	Yes	
		832	RT+15~300°C							512	Yes	
Vacuum	ADP	1032								1000	Yes	<ul style="list-style-type: none"> Handle sensitive samples at lower temperature Heat is evenly distributed from arrangement of the heaters against outer chamber walls Reduced oxidation 
		412	40~240°C							27	Yes	
	DP	43C								91	Yes	
		63C	40~200°C							216L	Yes	
		83C								512L	Yes	
Inert	DN	103C								1000L	Yes	<ul style="list-style-type: none"> Creates non-oxidative environment Controllable nitrogen flow 
		411IE	RT+15~360°C							95	Yes	
		611IE								223	Yes	



OVEN OVERVIEW

	Series	Model No.	Operating Temperature Range								Internal Capacity (L)	Program	Characteristics
			0	100	200	300	400	500	600	700			
Clean	DE	411	RT+30~260°C								91	Yes	<ul style="list-style-type: none"> • Class 100 • Adopts anti-fouling casters preventing wheel contamination during transportation • Improved optional accessories and more customization options 
	DE	611	RT+30~260°C								216	Yes	
	DT	411	RT+30~360°C								91	Yes	<ul style="list-style-type: none"> • Class 100 • Stable cleanliness through forced circulation with rear exhaust 
	DT	611	RT+30~360°C								216	Yes	
	DES	830	RT+30~260°C								327	Yes	
	DTS	830	RT+30~360°C								327	Yes	